

**Mailstream Direct™** Inserting System

# Make more on every shift.

Power up performance on every job



# Insert profits here.

## The BlueCrest Mailstream Direct™ Inserting System is a simple way to speed ahead of your competition.

- Higher yield
- Reduced labor
- Greater accuracy
- Added flexibility
- New capabilities

### Shift into a higher gear.

Direct mail needs to be relevant. That's why clients design mail that's personalized in so many ways. But complex mailings can slow you down, and that costs you money.

Mailstream Direct gives you greater advantages: the integrity and speed to produce more engaging mail, so you can take on more jobs with fewer operators.

## Discover direct benefits every shift, every day

The compact, single-sided workcell reduces costs and improves overall quality.

- Generate more mail on every shift
- Track materials from start to finish
- Match personalized components with laser-like accuracy
- Meet critical turnaround times

## Built for businesses like yours

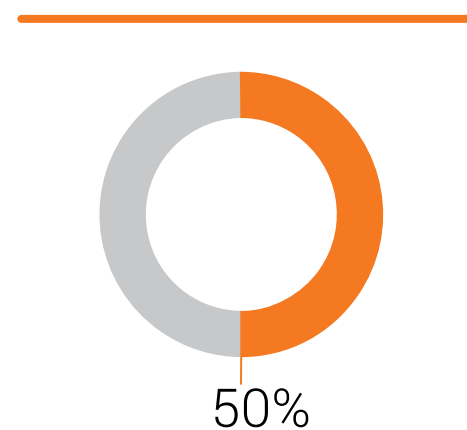
Mailstream Direct is designed to take on critical jobs without fail. The high-speed platform, efficient workcells and built-in controls deliver record-setting performance. Everything continues running smoothly with reliable, flexible-feeding technology and labor-saving advantages that reduce your ongoing operating costs.

Lowering your costs improves your competitiveness to help you win new business. Expanded capabilities can attract even more new business. Now with a single system, you can increase capacity, improve service, and create the mailings more direct marketers want.

## Put your operation on cruise control

It's efficiency in motion. Thanks to automation, operators will spend less time loading, unloading and pushing paper. You'll do more with fewer people, increasing yield by 50% or more.

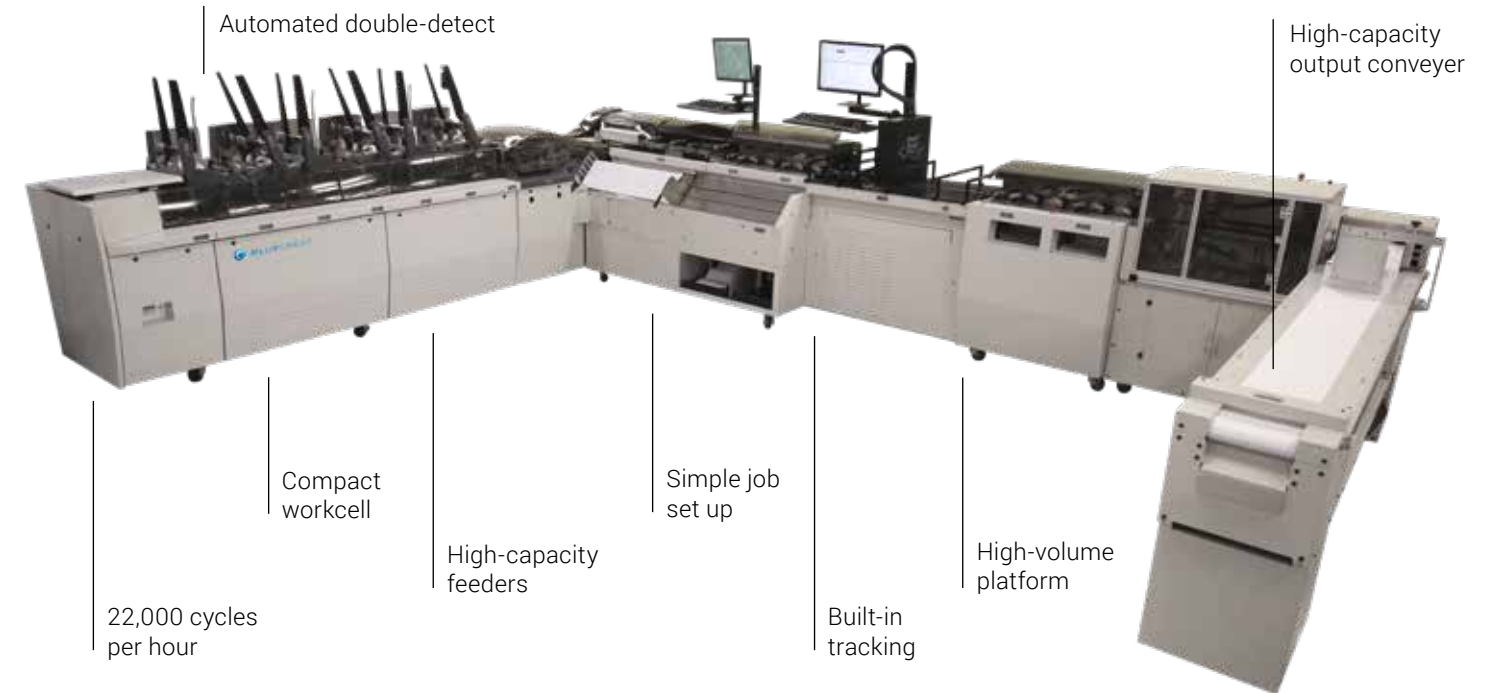
- Speeds up to 22,000 cycles per hour
- High-capacity front-loading envelope hopper
- Backup feeders
- Vertical output conveyor
- Simplified job setup
- Built-in troubleshooting



**You'll do more with fewer people, increasing yield by 50% or more.**

# Produce more mail in house with a single system.

Over 1000 units installed in high volume service providers worldwide



## Personalize with precision

When mistakes happen, response rates fall, costs spiral and customer satisfaction dwindles. You can rely on Mailstream Direct™ to accurately process complex high-value direct mail.

- Tracks every component as it flows through the system
- Accurate processing with configurable QC diverts
- Separates materials with precision to eliminate double feeds

Add-on options take personalization to the next level:

- Print envelopes with 100% variable addressing
- Match envelope addresses to document content


## Take on more jobs and more formats

Mailstream Direct is ready to grow with you, reducing the number of systems you'll need. Configure your operation for any job, adding capabilities when needed to drive profitability and protect your investment.

- Friction and rotary feeders process a broad range of materials
- Flexible, modular platform supports Read and Print
- Smart motor technology maximizes uptime and eliminates wear and tear
- Metering and ZIP sorting

## Our training and services help your operators get up to speed, increasing machine uptime

- Direct mail applications
- Card solicitations
- Loyalty mailings
- New customer solicitations
- Match mailings or read and print jobs
- Envelope addressing



# Mailstream Direct™ is designed to take on critical jobs without fail.

## Where industry-leading support meets successful outcomes

BlueCrest offers world-class support and comprehensive services that optimize your Mailstream Direct inserting system. You can count on BlueCrest Global Services to address your unique operational needs.

- Leverage the proven skills and expertise of our dedicated global team for best-in-class installation, integration and implementation services.
- Achieve optimal performance with industry leading technical and maintenance support.
- Ensure maximum system uptime through real-time insights and predictive analytics that enable our global experts to make informed decisions and quickly resolve performance issues.

## Move from insight to action faster with Clarity™



Gain transparency across your print and mail operation with intelligent insight to help drive maximum operational performance, efficiencies and cost savings. Adding Clarity to your operation enables predictive and collaborative course correction with greater insight into the interaction between machines, jobs and operators.



Mailpiece size (Letters)	Minimum	Maximum
Envelope dimensions		
Depth (Height)	3.875" (98.4mm)	6.375" (162mm)
Width (Length)	7" (178mm)	10.375" (264mm)
Flap	1-1/4" (32mm)	2.50" (64mm)
Weight	20 lb. bond (75 gm/sq. m)	28 lb. bond (105 gm/sq. m)
Total end clearance	1/2" (12.7 mm)**	1.25" (32mm)
Enclosure/Insert		
Length/Depth	3" (76mm)	6.25" (158mm)
Width	5.5" (140mm)	9-7/8" (250mm)
Thickness	.0025" (.06mm)	.125" (3mm)
Speed		
#10/DL		22,000 cph
6x9/C5		18,000 cph
Maximum Pack Thickness		0.32" (8mm)



You can rely on Mailstream Direct™ to accurately process complex high-value direct mail.



**BLUECREST®**

**BlueCrest**

37 Executive Drive  
Danbury, CT 06810

**For more information, call 877-406-7704  
or visit us online: [bluecrestinc.com](http://bluecrestinc.com)**